

March 2012

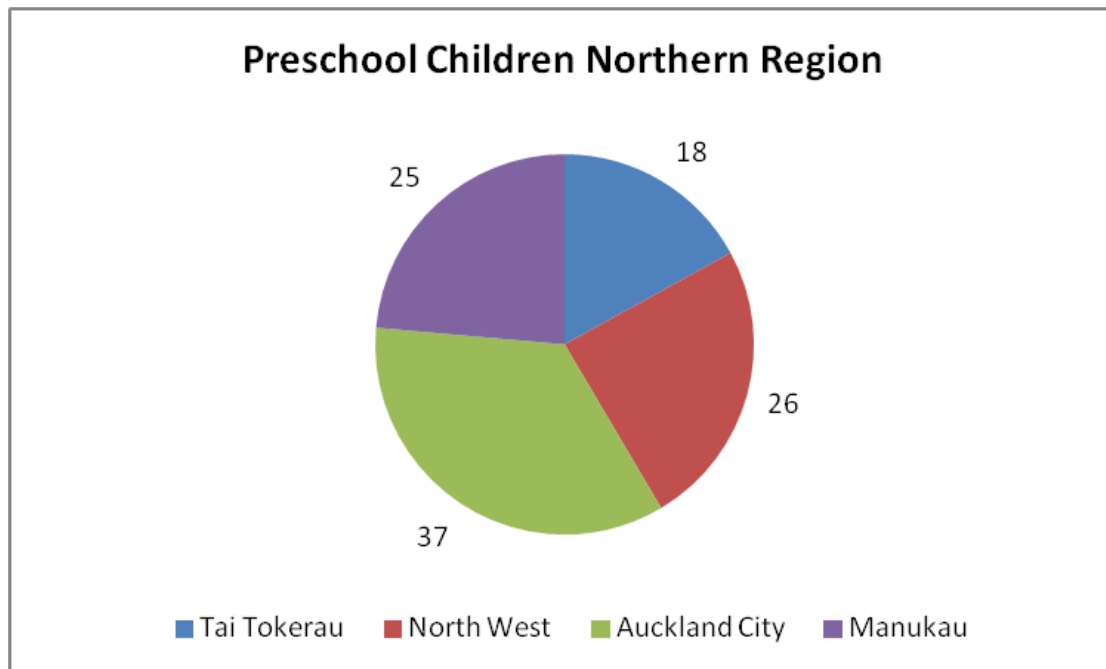
Early Childhood Information: Northern Region

Deaf and Hearing Impaired Children up to 5 years of age

1. Number of Children in Year Groups

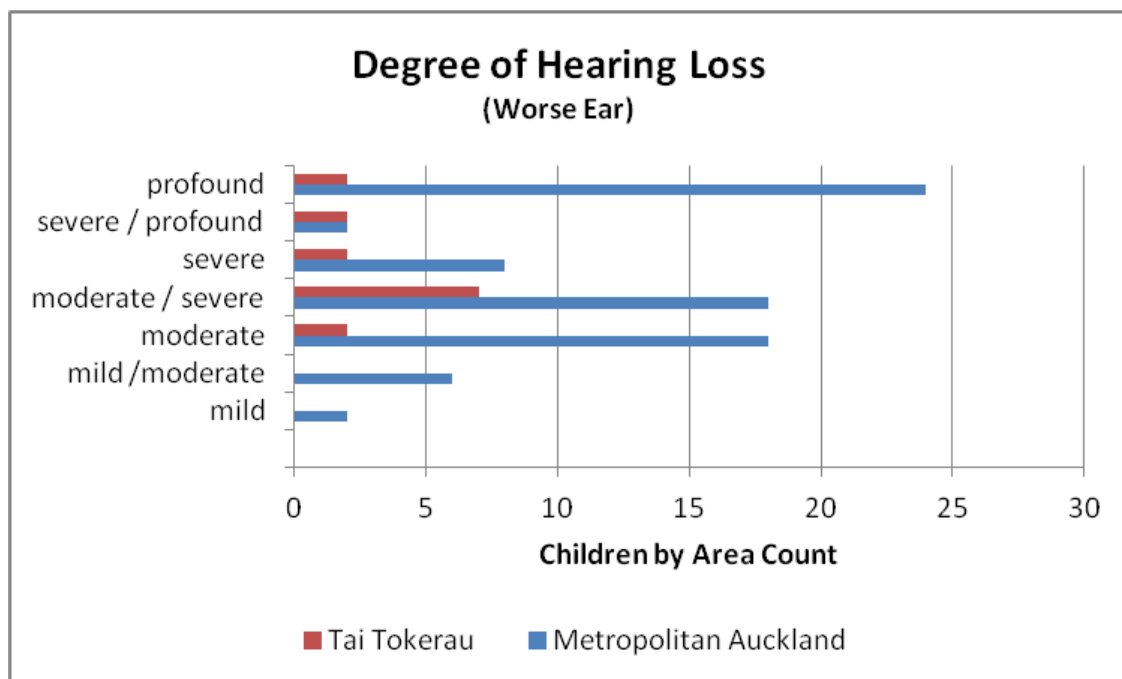
| Year of Birth | NBHS | Metropolitan Auckland | Tai Tokerau | Total |
|---------------|-----------|-----------------------|-------------|------------|
| 2006 | | 6 | 2 | 8 |
| 2007 | | 22 | 6 | 28 |
| 2008 | 1 | 24 | 6 | 30 |
| 2009 | 1 | 21 | 1 | 22 |
| 2010 | 5 | 8 | 3 | 11 |
| 2011 | 9 | 9 | 0 | 9 |
| Total | 16 | 90 | 18 | 108 |

2. Preschoolers within Ministry of Education Districts



3. Degree of Hearing Loss (worse ear)

| Degree of Loss | Metropolitan Auckland | Tai Tokerau | Total | % |
|-----------------------------------|-----------------------|-------------|--------------|-------|
| mild | 2 | 0 | 2 | 1.8% |
| mild / moderate | 6 | 0 | 6 | 5.5% |
| moderate | 18 | 2 | 20 | 18.5% |
| moderate / severe | 18 | 7 | 25 | 23% |
| severe | 8 | 2 | 10 | 9.2% |
| severe / profound | 2 | 2 | 4 | 4% |
| profound | 24 | 2 | 26 | 24% |
| | 77 | 15 | 92 | |
| Other relevant information | | | | |
| Unilateral loss | 10 | 2 | 12 | 11% |
| Conductive loss | 1 | 1 | 2 | 1.8% |
| unknown | 1 | 0 | 1 | 0.9% |
| | | | (108) | |

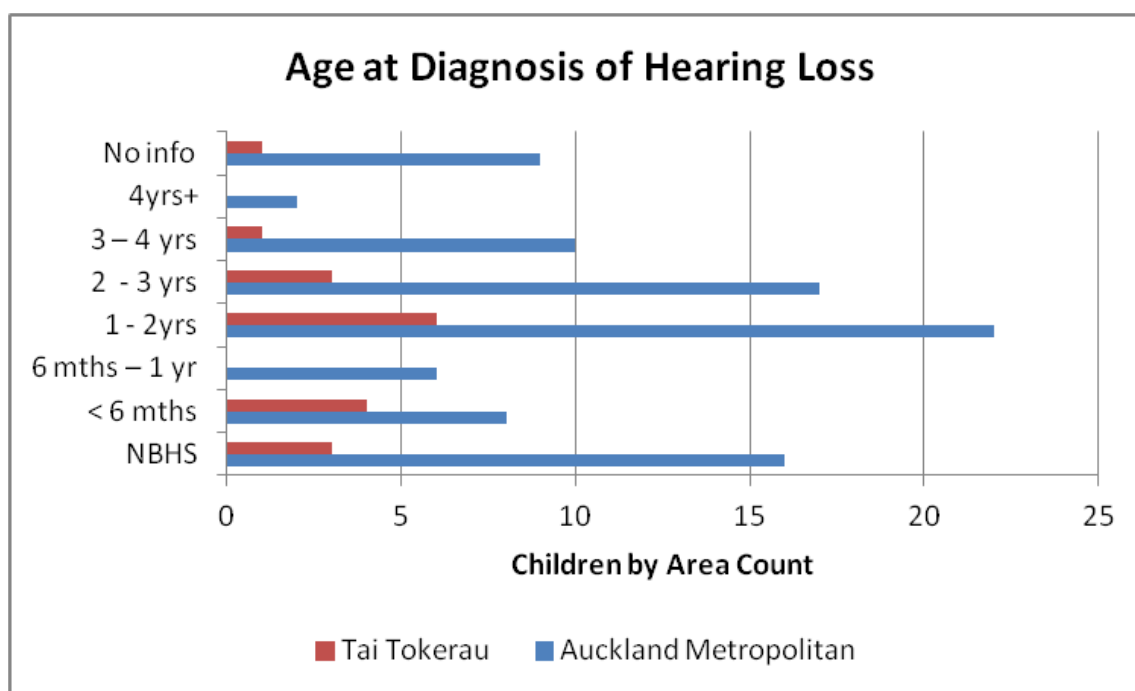


Not included in these graphs:

- 12 children (11%) have a unilateral loss
- 2 children have a moderate/severe conductive loss

4. Age at Diagnosis

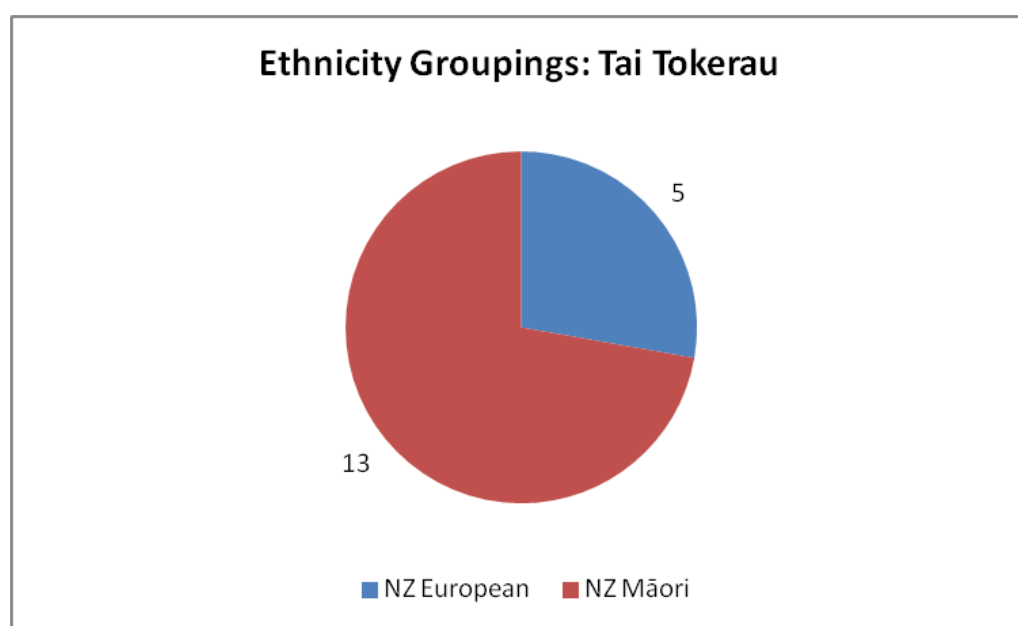
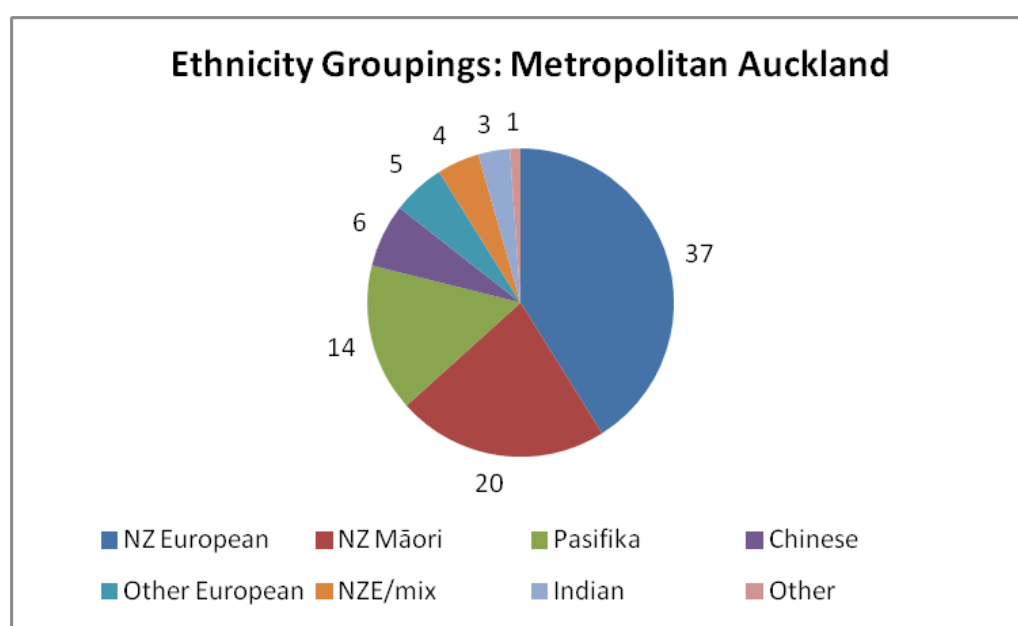
| Age | Metropolitan Auckland | Tai Tokerau | Total | % |
|---------------|-----------------------|-------------|-------|-------|
| NBHS | 16 | 3 | 19 | 17.5% |
| < 6 mths | 8 | 4 | 12 | 11% |
| 6 mths – 1 yr | 6 | 0 | 6 | 5.5% |
| 1 - 2yrs | 22 | 6 | 28 | 26% |
| 2 - 3 yrs | 17 | 3 | 20 | 18.5% |
| 3 – 4 yrs | 10 | 1 | 11 | 10% |
| 4yrs+ | 2 | 0 | 2 | 1.8% |
| No info | 9 | 1 | 10 | 9% |



- 60 % of children diagnosed by two years (56.6% Metropolitan Auckland, 72% Tai Tokerau)
- New Born Hearing Screening (NBHS) 17.5%
- Children diagnosed between 3 and 4+ years = 11.8% (positive decline)

5. Ethnicity Groupings

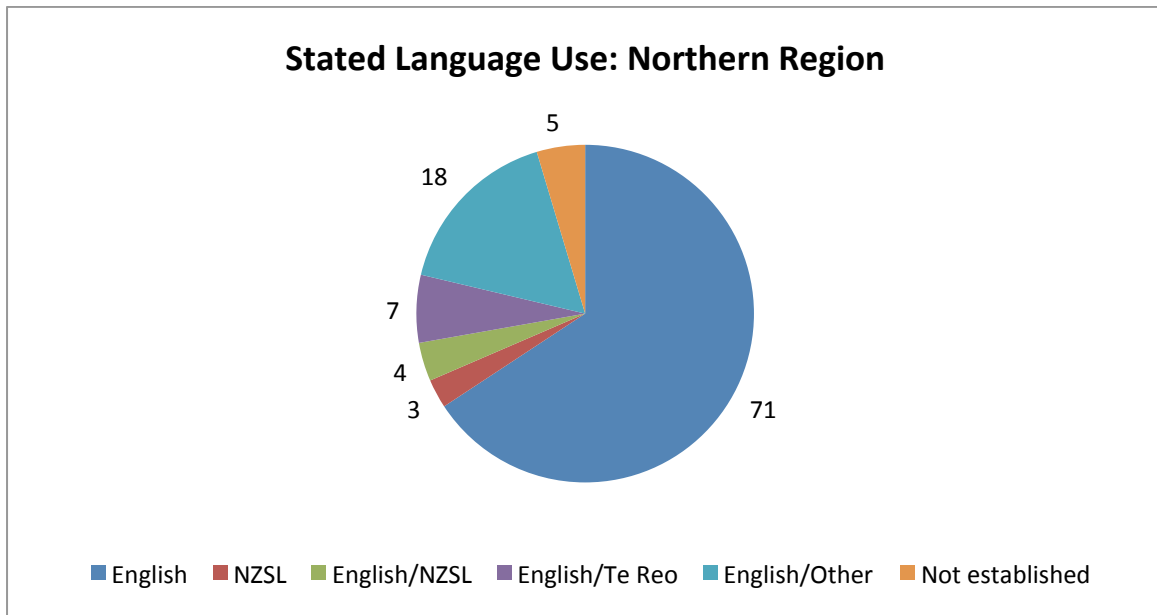
| Ethnicity | Metropolitan Auckland | Tai Tokerau | Total |
|----------------|-----------------------|-------------|-------|
| NZ European | 37 | 5 | 42 |
| NZ Māori | 20 | 13 | 33 |
| Pasifika | 14 | 0 | 14 |
| Chinese | 6 | 0 | 6 |
| Other European | 5 | 0 | 5 |
| NZE/mix | 4 | 0 | 4 |
| Indian | 3 | 0 | 3 |
| Other | 1 | 0 | 1 |



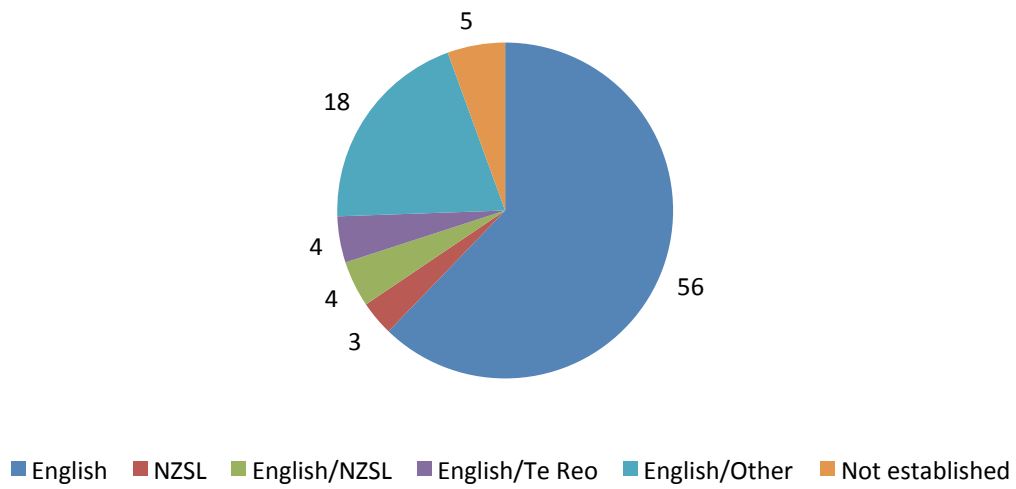
6. Stated Language Use

| Language | Metropolitan Auckland | Tai Tokerau | Total | % |
|-----------------|-----------------------|-------------|-------|-------|
| English | 56 | 15 | 71 | 65.7% |
| NZSL | 3 | 0 | 3 | 2.7% |
| English/NZSL | 4 | 0 | 4 | 3.7% |
| English/Te Reo | 4 | 3 | 7 | 6.4% |
| English/Other | 18 | 0 | 18 | 16.6% |
| Not established | 5 | 0 | 5 | 4.6% |

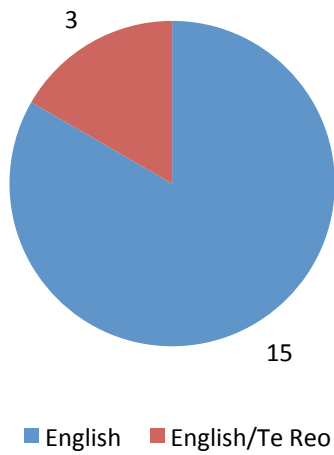
- English plus another language includes: Samoan (5), Cantonese (3), Mandarin (3), Tongan (2), French (2), Hindi (1), Tagalog (1) German/Cantonese(1)
- 16.6% of children have a cochlear implant or have an implant pending
- 23% of children have English plus another spoken language occurring in their lives. For 6% this language is Te Reo
- 7% of children have New Zealand Sign Language (NZSL) as a language of communication. 3% NZSL and 4% NZSL signs combined with English. 71% (5/7) of this group have needs in addition to deafness/hearing impairment



Stated Language Use: Metropolitan Auckland



Stated Language Use: Tai Tokerau



- 39% (7) children in Tai Tokerau are attending Te Kohanga Reo programmes

7. Engagement in Preschool

| Birth Year | Total At PS | Metropolitan Auckland | Tai Tokerau | Total | % |
|-------------------|-------------|-----------------------|-------------|-------|-------|
| 2006 5 – 6 yrs | 7 | 5 | 2 | 8 | 87.5% |
| 2007 4 – 5 yrs | 26 | 21 | 5 | 28 | 93% |
| Te Kohanga Reo | | 1 | 4 | | |
| 2008 3 – 4 yrs | 22 | 18 | 4 | 30 | 73% |
| Te Kohanga Reo | | | 3 | | |

- 12% of this cohort attend Te Kohanga Reo programmes

8. Needs in Addition to Hearing Loss

- 18.5% (20) children have needs other than hearing loss
- 5.5% (6) children have a diagnosis or a query of auditory neuropathy

Information compiled by:
Christine Miller
Special Education Networks Manager
Ministry of Education, Special Education
Regional Operations

christine.miller@minedu.govt.nz